

CLADMATE

CladdingSystems


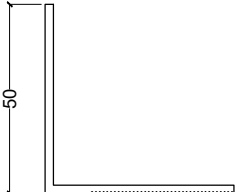
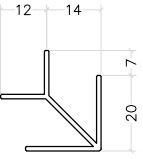
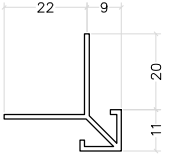












CMS06

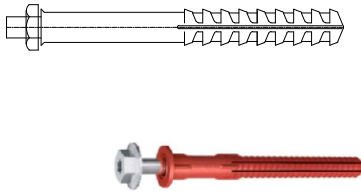
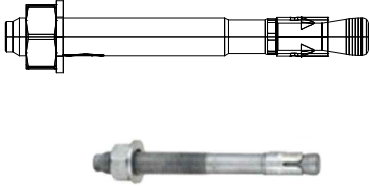
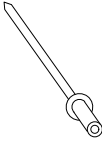
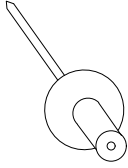
SECRET FIX

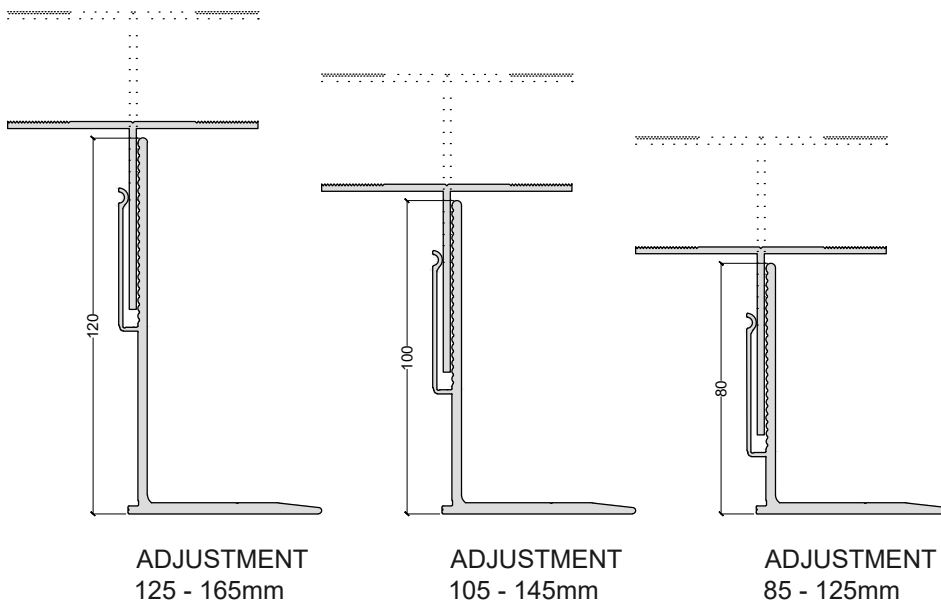
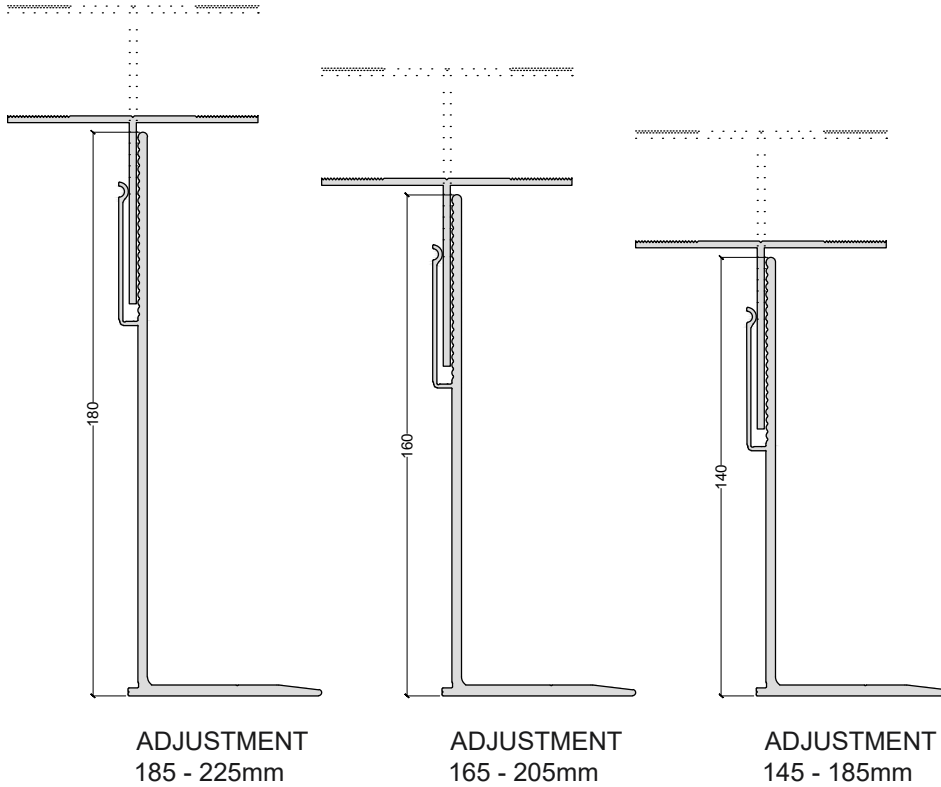
CLADDING SUPPORT SYSTEM



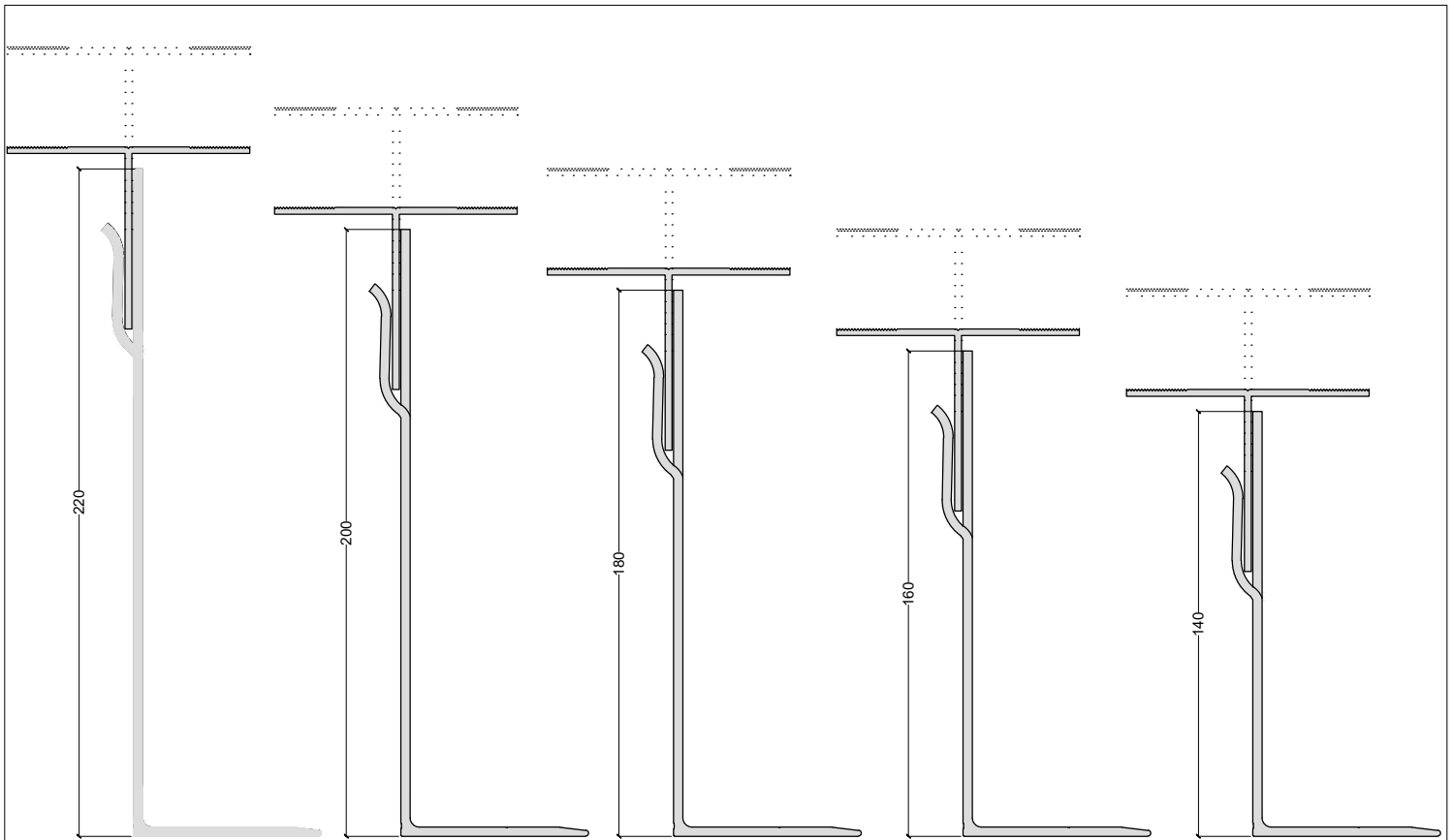
1. CONCRETE / BLOCK WORK
2. BREATHER MEMBRANE
3. THERMAL ISOLATOR
4. SUPPORT BRACKET
5. PRIMARY FIXING
6. THERMAL INSULATION
7. T / L / CORNER PROFILE
8. SELF DRILL SCREW
9. EPDM
10. CLADDING (CERAMIC)
11. RIVET/SCREW
12. VENTILATION
13. CLIP (SIDE/QUARTET/TOP/BOTTOM)

code	name	profile features	code	name	profile features
	T Profile			L Profile	
	 <p>TP60 Series TP60-80-2.2-3000/6000 TP60-100-2.2-3000/6000 TP60-120-2.2-3000/6000 TP60-140-2.2-3000/6000</p>	colour/finish : RAL & Anodised TBC		 <p>LP50 & LP60 Series LP50-50-2.2-3000/6000 LP60-40-2.2-3000/6000 LP60-40-2.5-3000/6000</p>	colour/finish : RAL & Anodised TBC
	Corner D Profile			Corner D Profile	
	 <p>DPI-20-20-3000/6000</p>	colour/finish : RAL & Anodised TBC		 <p>DPE-11-11-3000/6000</p>	colour/finish : RAL & Anodised TBC
	Secret double jointing clips			Secret single jointing clips	
	 <p>QC-S6</p>	 <p>Stainless Steel</p>		 <p>SFS-S6</p>	 <p>Side Fixing Clip Stainless Steel</p>
	Secret double jointing clips			Secret single jointing clips	
	 <p>BTC-S6</p>	 <p>Stainless Steel</p>		 <p>SBTC-S6</p>	 <p>Stainless Steel</p>
	Self Drive Screw			Steel Frame Primary Fixing (Bi-met Fastener Washer)	
	<p>3,9x19 YSB (M.U.V) 4,8x16 YSB (M.U.V)</p>  			  <p>JT3-3-6.3-38-S16 JT3-3-6.3-50-S16</p>	

code	name	profile features	code	name	profile features
Masonry Primary Fixing 			Masonry Primary Anchor Bolt Fixing 		
SDF-KB-10H-80E SDF-KB-10H-100E		colour/finish : Stainless Steel	BA-E-10/10 BA-V-10/10		colour/finish : Stainless Steel
Stainles Steel Rivet					
					
4x10 Rivet		4,8x25 Rivet			
TP01		colour/finish : RAL TBC			



BRACKET	ADJUSTMENT RANGE (mm)
SMART BRACKET 180	185 - 225
SMART BRACKET 160	165 - 205
SMART BRACKET 140	145 - 185
SMART BRACKET 120	125 - 165
SMART BRACKET 100	105 - 145
SMART BRACKET 80	85 - 125



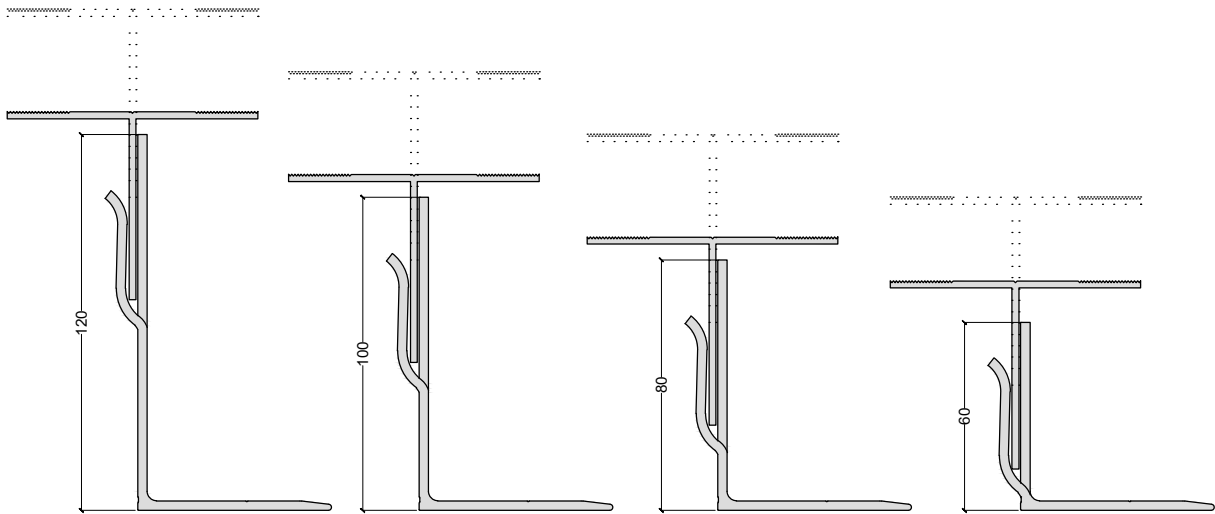
ADJUSTMENT
225 - 265mm

ADJUSTMENT
205 - 245mm

ADJUSTMENT
185 - 225mm

ADJUSTMENT
165 - 205mm

ADJUSTMENT
145 - 175mm



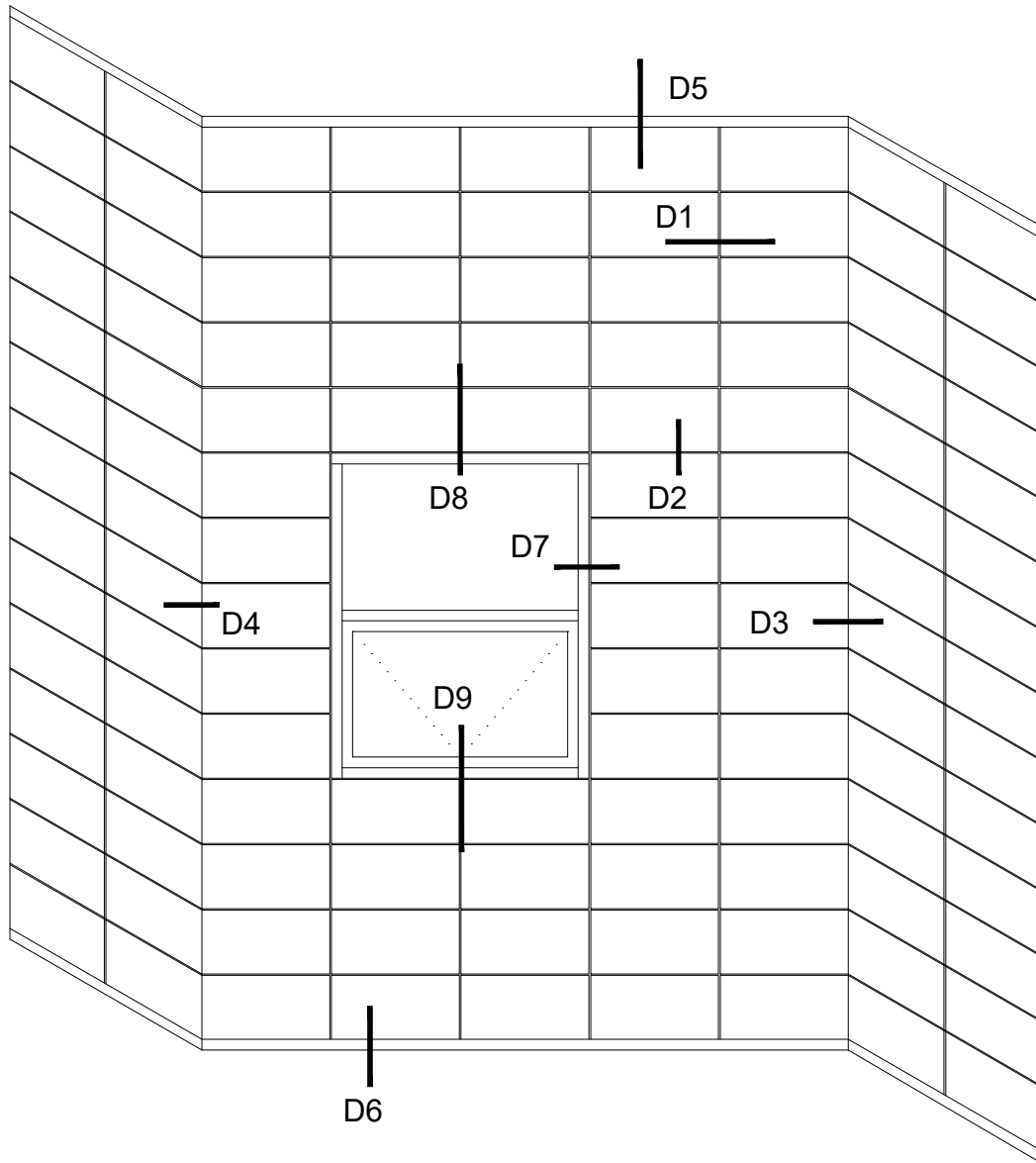
ADJUSTMENT
125 - 165mm

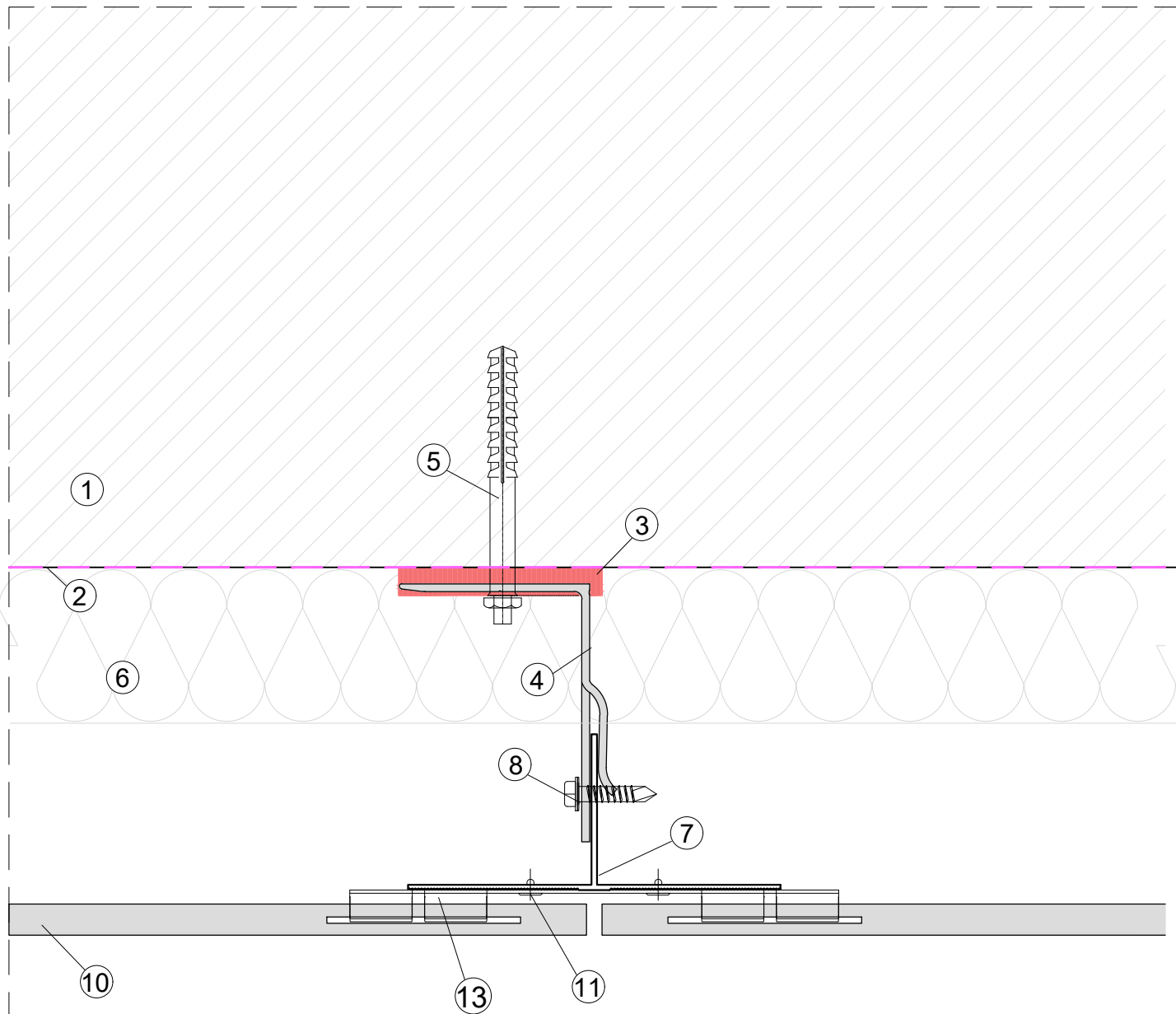
ADJUSTMENT
105 - 145mm

ADJUSTMENT
85 - 125mm

ADJUSTMENT
65 - 105mm

BRACKET	ADJUSTMENT RANGE (mm)
FORTIS BRACKET 220	225 - 265
FORTIS BRACKET 200	205 - 245
FORTIS BRACKET 180	185 - 225
FORTIS BRACKET 160	165 - 205
FORTIS BRACKET 140	145 - 185
FORTIS BRACKET 120	125 - 165
FORTIS BRACKET 100	105 - 145
FORTIS BRACKET 80	85 - 125
FORTIS BRACKET 60	65 - 105





LEGEND

- 1.CONCRETE / BLOCK WORK 2.BREATHER MEMBRANE 3.THERMAL ISOLATOR 4.SUPPORT BRACKET 5.PRIMARY FIXING 6.THERMAL INSULATION
7.T / L / CORNER PROFILE 8.SELF DRILL SCREW 9.EPDM 10.CLADDING (CERAMIC) 11.RIVET/SCREW 12.VENTILATION 13.CLIP (SIDE/QUARTET/TOP/BOTTOM)



www.cladmate.co.uk | technical@cladmate.co.uk

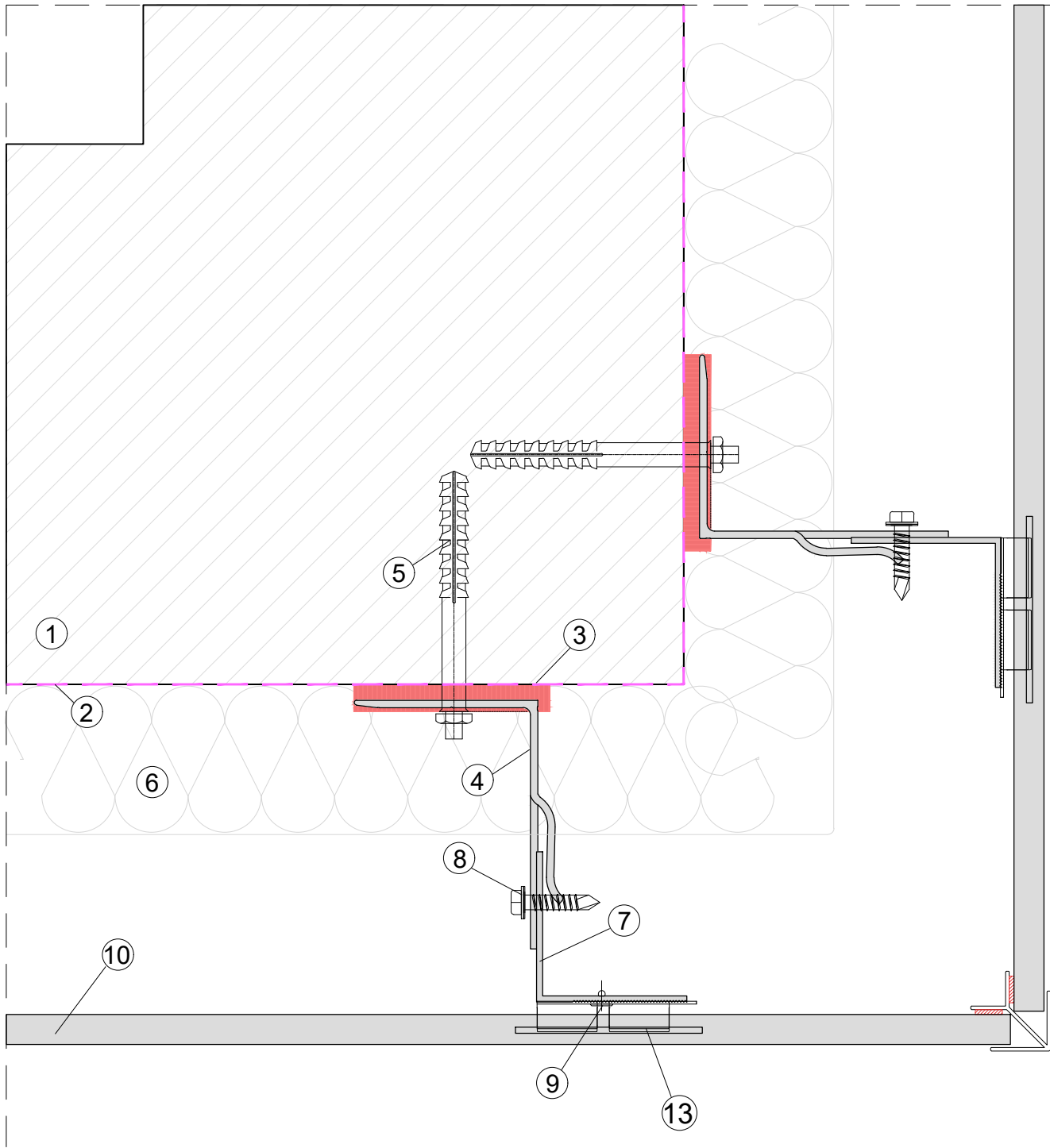
system title:
**SECRET FIX CLADDING
SUPPORT SYSTEM**

drawing title:
DETAIL 1

date:
Apr 2019

scale:
NTS

system no: CMS-06 drawing no: 02 revision: 01



LEGEND

- 1.CONCRETE / BLOCK WORK 2.BREATHER MEMBRANE 3.THERMAL ISOLATOR 4.SUPPORT BRACKET 5.PRIMARY FIXING 6.THERMAL INSULATION
 7.T / L / CORNER PROFILE 8.SELF DRILL SCREW 9.EPDM 10.CLADDING (CERAMIC) 11.RIVET/SCREW 12.VENTILATION 13.CLIP (SIDE/QUARTET/TOP/BOTTOM)



www.cladmater.co.uk | technical@cladmater.co.uk

system title:
**SECRET FIX CLADDING
 SUPPORT SYSTEM**

drawing title:
DETAIL 2A

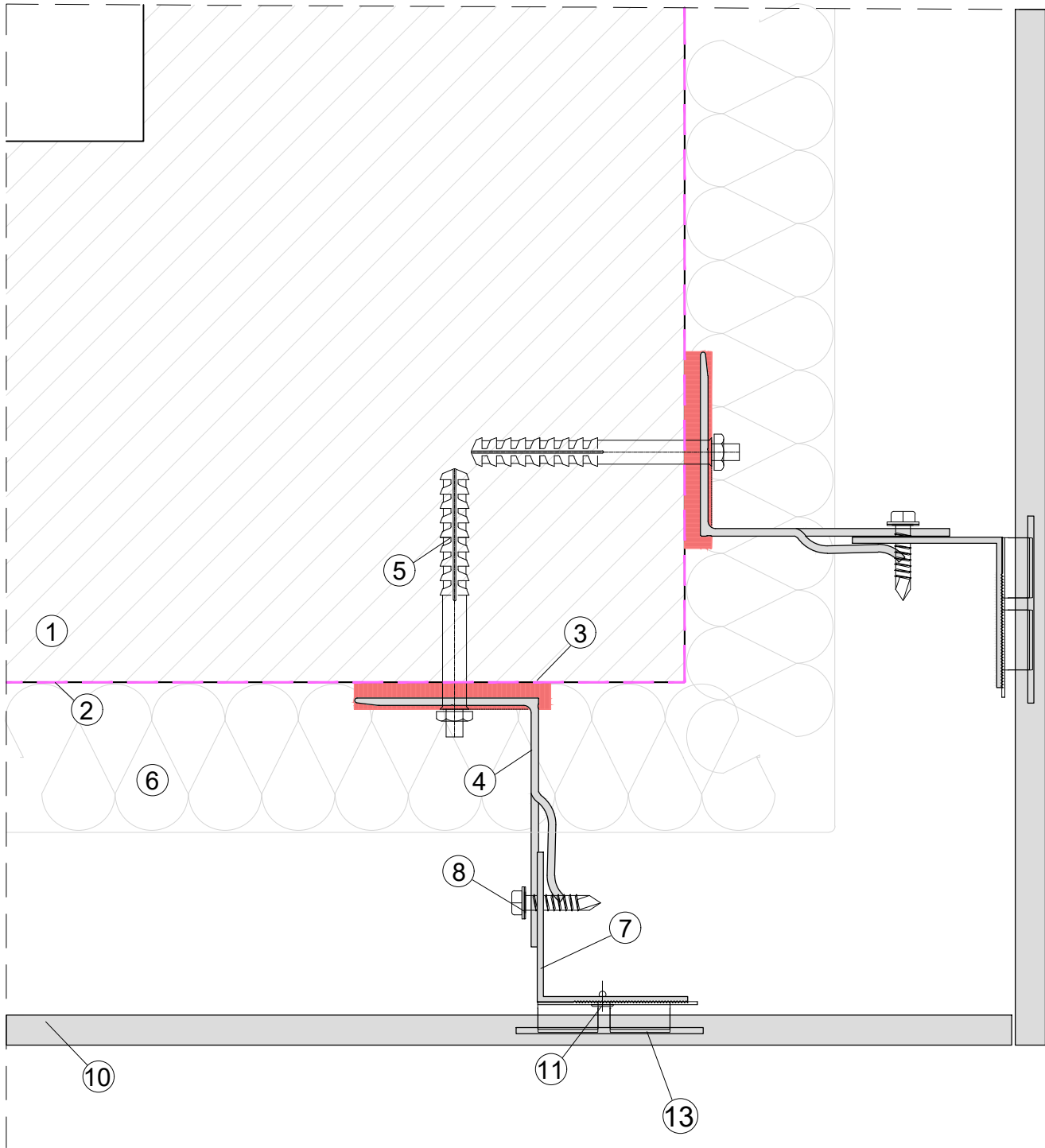
date:
Apr 2019

scale:
NTS

system no:
CMS-06 03

drawing no:
03

revision:
01



LEGEND

1.CONCRETE / BLOCK WORK 2.BREATHER MEMBRANE 3.THERMAL ISOLATOR 4.SUPPORT BRACKET 5.PRIMARY FIXING 6.THERMAL INSULATION
7.T / L / CORNER PROFILE 8.SELF DRILL SCREW 9.EPDM 10.CLADDING (CERAMIC) 11.RIVET/SCREW 12.VENTILATION 13.CLIP (SIDE/QUARTET/TOP/BOTTOM)



www.cladmate.co.uk | technical@cladmate.co.uk

system title:
**SECRET FIX CLADDING
SUPPORT SYSTEM**

drawing title:
DETAIL 2B

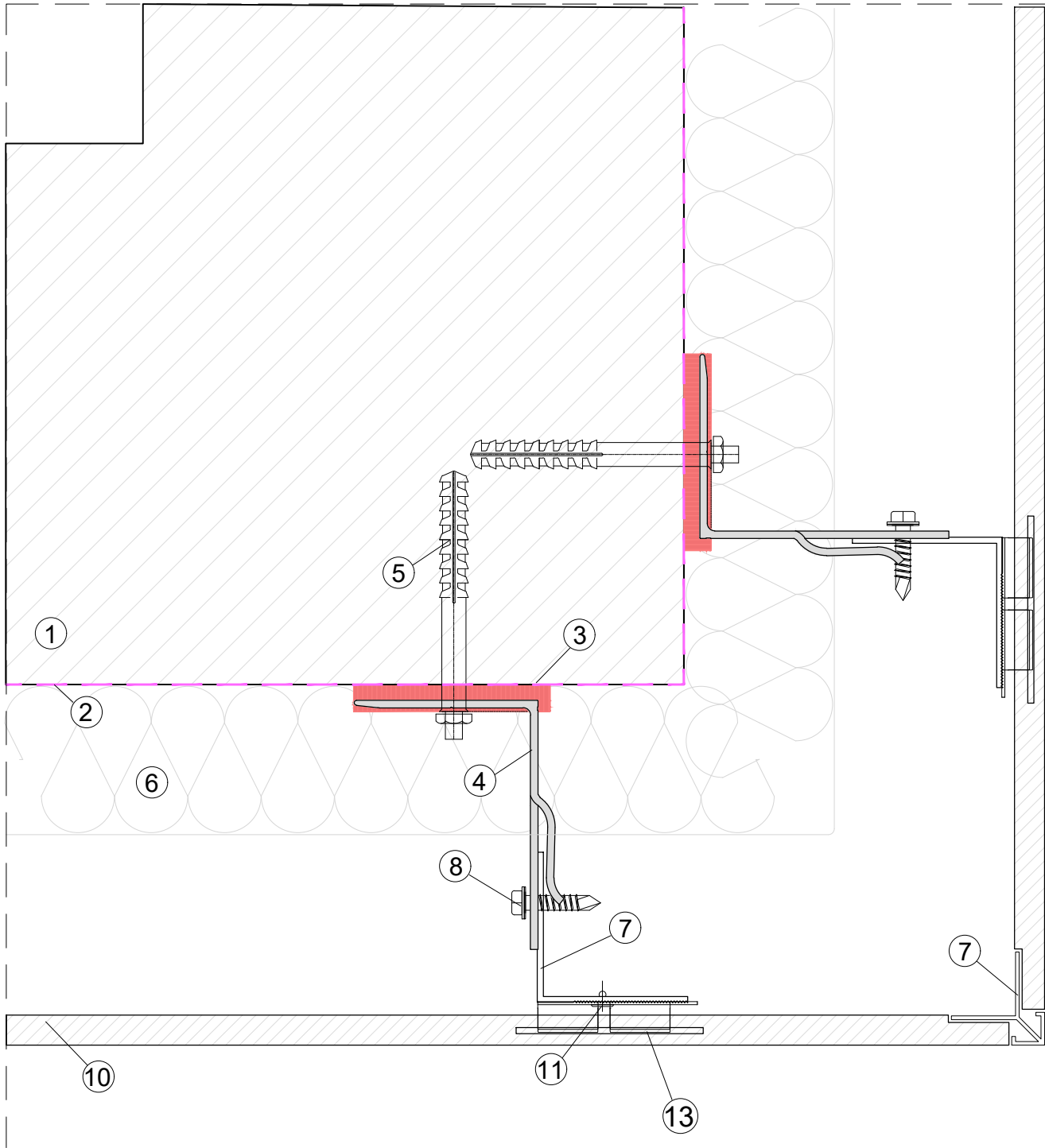
date:
Apr 2019

scale:
NTS

system no:
CMS-06 04

drawing no:
04

revision:
01



LEGEND

- 1.CONCRETE / BLOCK WORK 2.BREATHER MEMBRANE 3.THERMAL ISOLATOR 4.SUPPORT BRACKET 5.PRIMARY FIXING 6.THERMAL INSULATION
 7.T / L / CORNER PROFILE 8.SELF DRILL SCREW 9.EPDM 10.CLADDING (CERAMIC) 11.RIVET/SCREW 12.VENTILATION 13.CLIP (SIDE/QUARTET/TOP/BOTTOM)



system title:
**SECRET FIX CLADDING
 SUPPORT SYSTEM**

drawing title:
DETAIL 2C

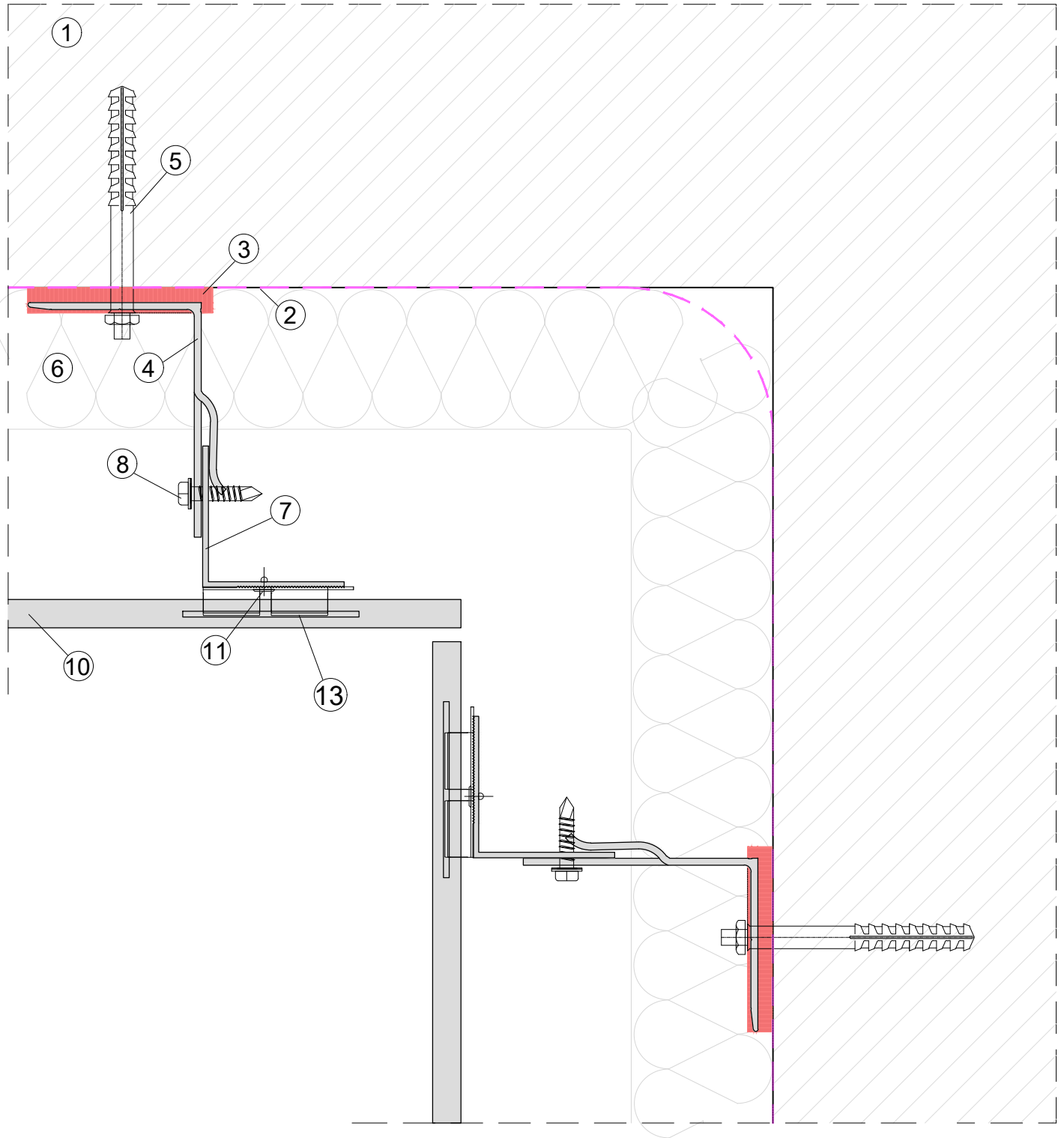
date:
Apr 2019

scale:
NTS

system no:
CMS-06 05

drawing no:
05

revision:
01



LEGEND

- 1.CONCRETE / BLOCK WORK 2.BREATHER MEMBRANE 3.THERMAL ISOLATOR 4.SUPPORT BRACKET 5.PRIMARY FIXING 6.THERMAL INSULATION
 7.T / L / CORNER PROFILE 8.SELF DRILL SCREW 9.EPDM 10.CLADDING (CERAMIC) 11.RIVET/SCREW 12.VENTILATION 13.CLIP (SIDE/QUARTET/TOP/BOTTOM)



www.cladmate.co.uk | technical@cladmate.co.uk

system title:
**SECRET FIX CLADDING
 SUPPORT SYSTEM**

drawing title:
DETAIL 3

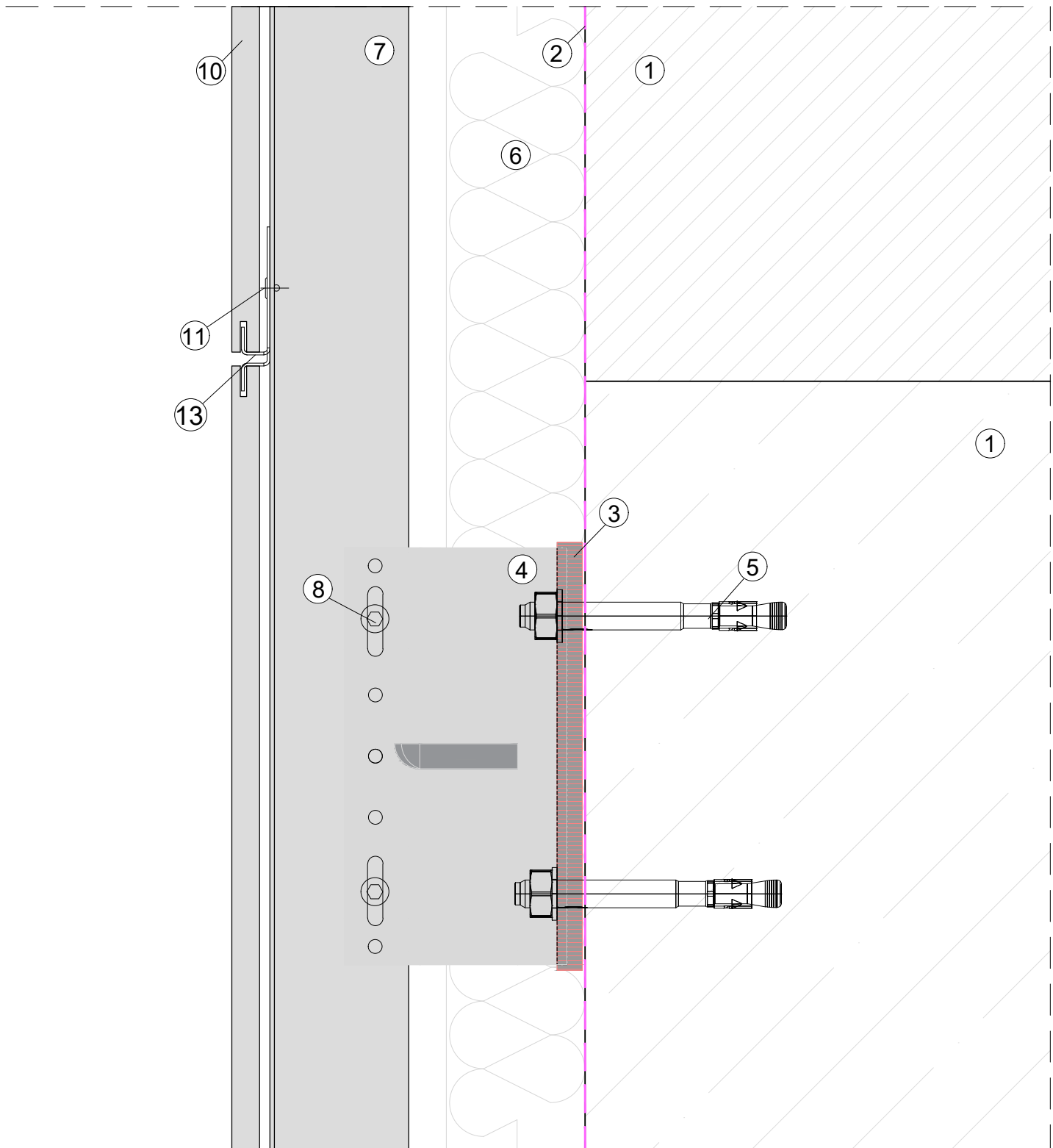
date:
Apr 2019

scale:
NTS

system no:
CMS-06 06

drawing no:
06

revision:
01



LEGEND

1.CONCRETE / BLOCK WORK 2.BREATHER MEMBRANE 3.THERMAL ISOLATOR 4.SUPPORT BRACKET 5.PRIMARY FIXING 6.THERMAL INSULATION
 7.T / L / CORNER PROFILE 8.SELF DRILL SCREW 9.EPDM 10.CLADDING (CERAMIC) 11.RIVET/SCREW 12.VENTILATION 13.CLIP (SIDE/QUARTET/TOP/BOTTOM)



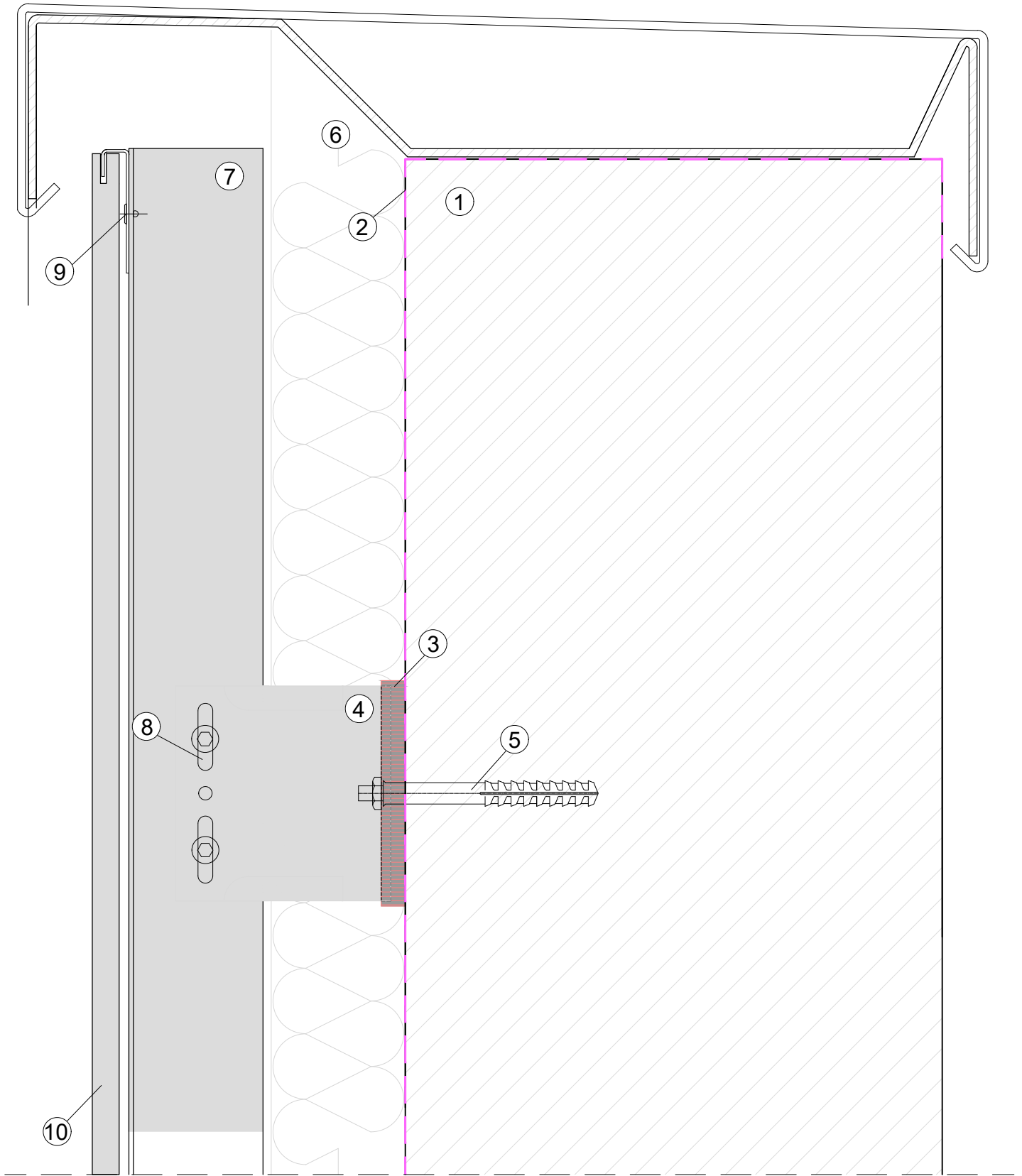
www.cladmate.co.uk | technical@cladmate.co.uk

system title:
**SECRET FIX CLADDING
 SUPPORT SYSTEM**

drawing title:
DETAIL 4

date: **Apr 2019** scale: **NTS**

system no: **CMS-06** drawing no: **07** revision: **01**



LEGEND

1.CONCRETE / BLOCK WORK 2.BREATHER MEMBRANE 3.THERMAL ISOLATOR 4.SUPPORT BRACKET 5.PRIMARY FIXING 6.THERMAL INSULATION
7.T / L / CORNER PROFILE 8.SELF DRILL SCREW 9.EPDM 10.CLADDING (CERAMIC) 11.RIVET/SCREW 12.VENTILATION 13.CLIP (SIDE/QUARTET/TOP/BOTTOM)



www.cladmate.co.uk | technical@cladmate.co.uk

system title:
**SECRET FIX CLADDING
SUPPORT SYSTEM**

drawing title:
DETAIL 5

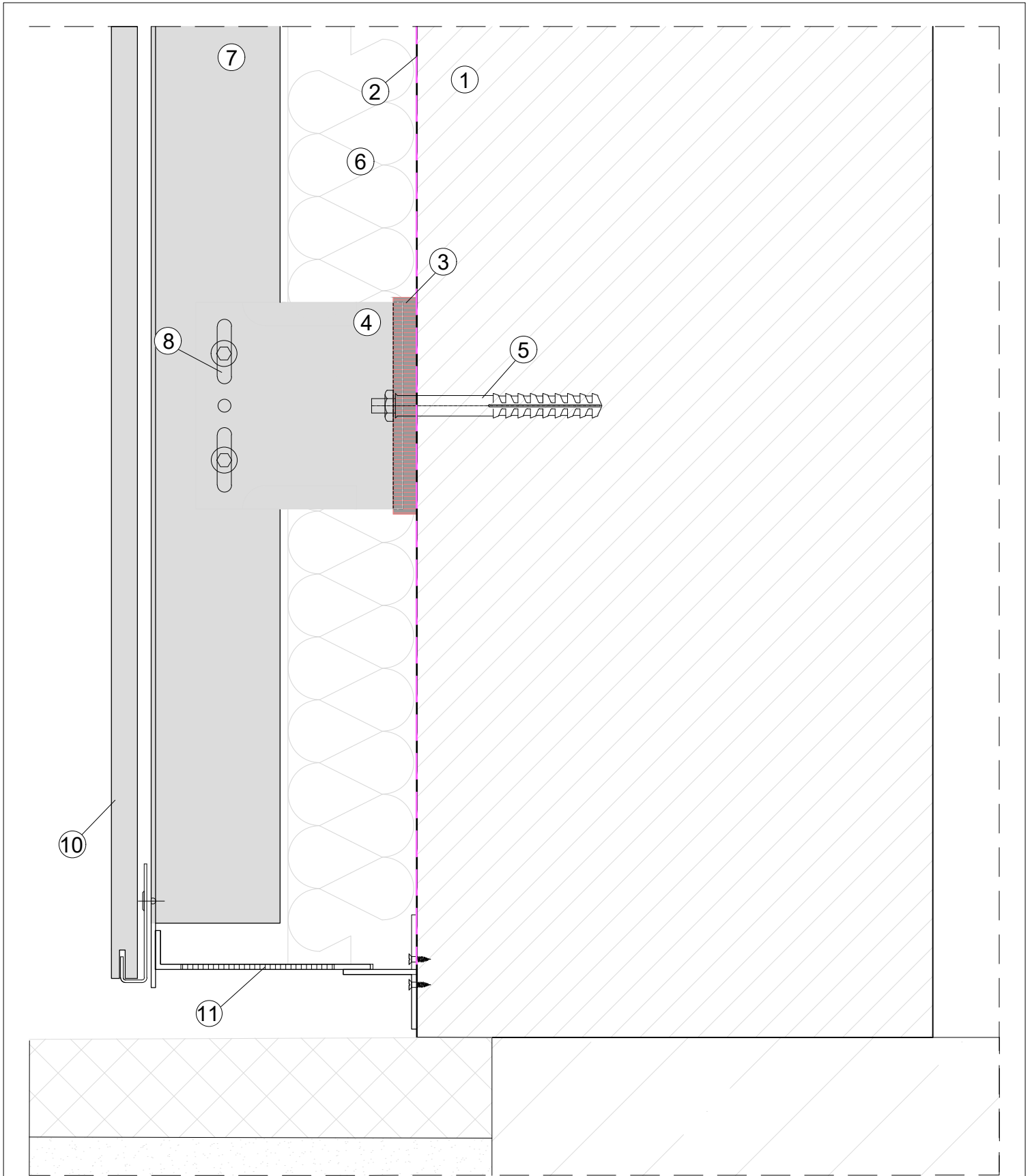
date:
Apr 2019

scale:
NTS

system no:
CMS-06 08

drawing no:
08

revision:
01



LEGEND
 1.CONCRETE / BLOCK WORK 2.BREATHER MEMBRANE 3.THERMAL ISOLATOR 4.SUPPORT BRACKET 5.PRIMARY FIXING 6.THERMAL INSULATION
 7.T / L / CORNER PROFILE 8.SELF DRILL SCREW 9.EPDM 10.CLADDING (CERAMIC) 11.RIVET/SCREW 12.VENTILATION 13.CLIP (SIDE/QUARTET/TOP/BOTTOM)

CLADMATE
 Cladding Systems
 www.cladmate.co.uk | technical@cladmate.co.uk

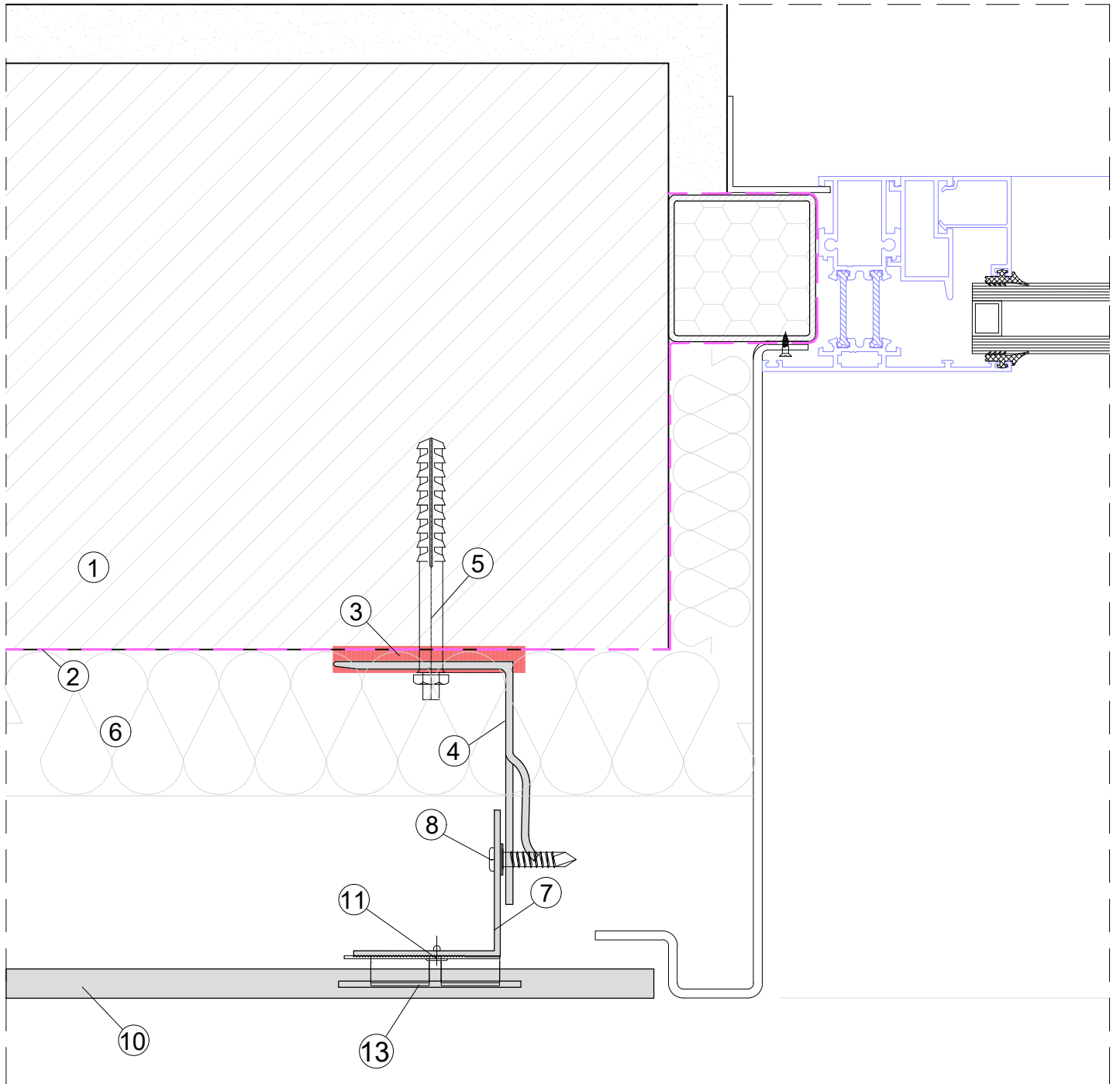
system title:
**SECRET FIX CLADDING
 SUPPORT SYSTEM**

drawing title:
DETAIL 6

date:
Apr 2019

scale:
NTS

system no: **CMS-06** drawing no: **09** revision: **01**



LEGEND

- 1.CONCRETE / BLOCK WORK 2.BREATHER MEMBRANE 3.THERMAL ISOLATOR 4.SUPPORT BRACKET 5.PRIMARY FIXING 6.THERMAL INSULATION
 7.T / L / CORNER PROFILE 8.SELF DRILL SCREW 9.EPDM 10.CLADDING (CERAMIC) 11.RIVET/SCREW 12.VENTILATION 13.CLIP (SIDE/QUARTET/TOP/BOTTOM)



www.cladmate.co.uk | technical@cladmate.co.uk

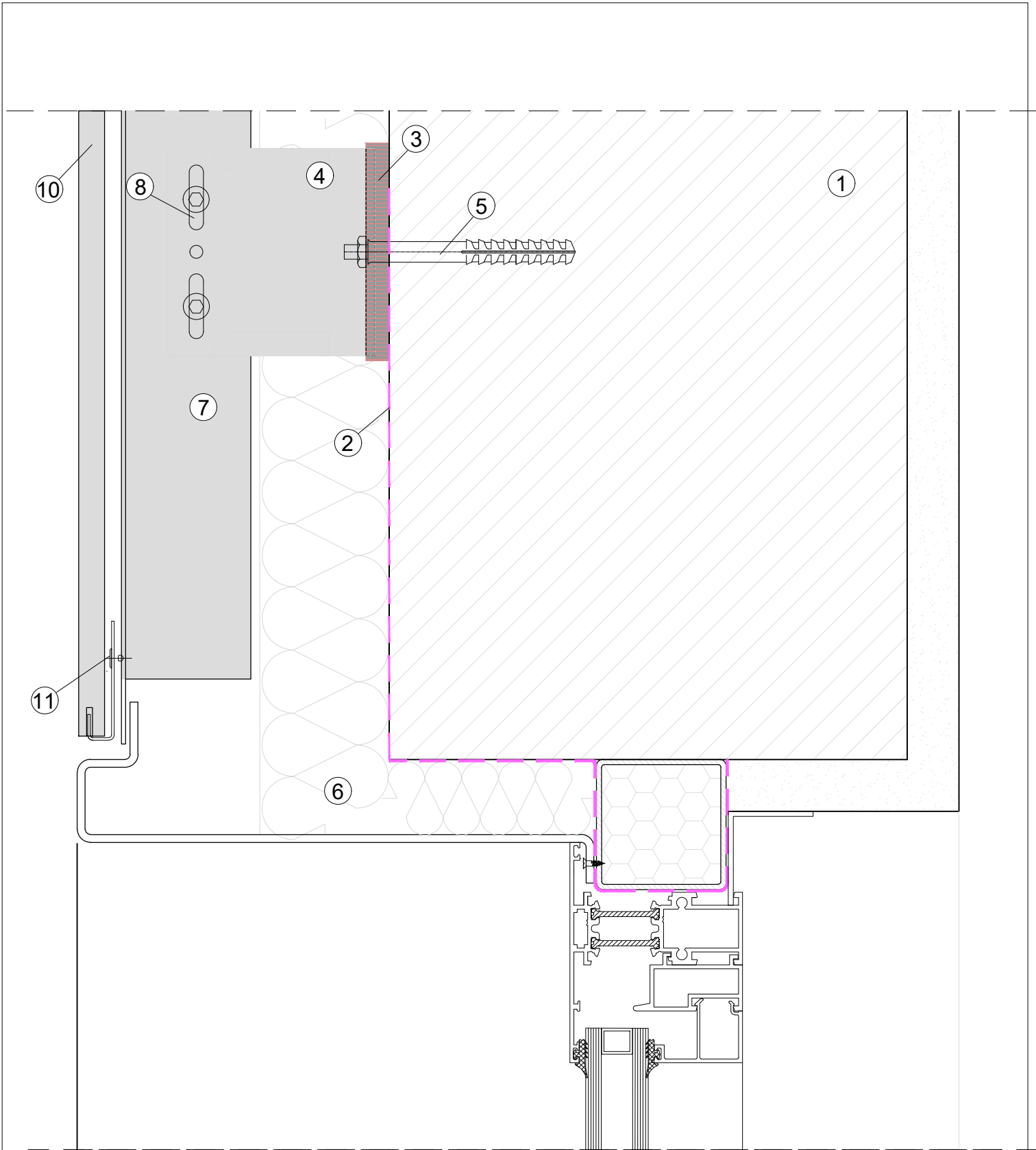
system title:
**SECRET FIX CLADDING
 SUPPORT SYSTEM**

drawing title:
DETAIL 7

date:
Apr 2019

scale:
NTS

system no: drawing no: revision:
CMS-06 10 01



LEGEND

1.CONCRETE / BLOCK WORK 2.BREATHER MEMBRANE 3.THERMAL ISOLATOR 4.SUPPORT BRACKET 5.PRIMARY FIXING 6.THERMAL INSULATION
7.T / L / CORNER PROFILE 8.SELF DRILL SCREW 9.EPDM 10.CLADDING (CERAMIC) 11.RIVET/SCREW 12.VENTILATION 13.CLIP (SIDE/QUARTET/TOP/BOTTOM)



www.cladmate.co.uk | technical@cladmate.co.uk

system title:
**SECRET FIX CLADDING
SUPPORT SYSTEM**

drawing title:
DETAIL 8

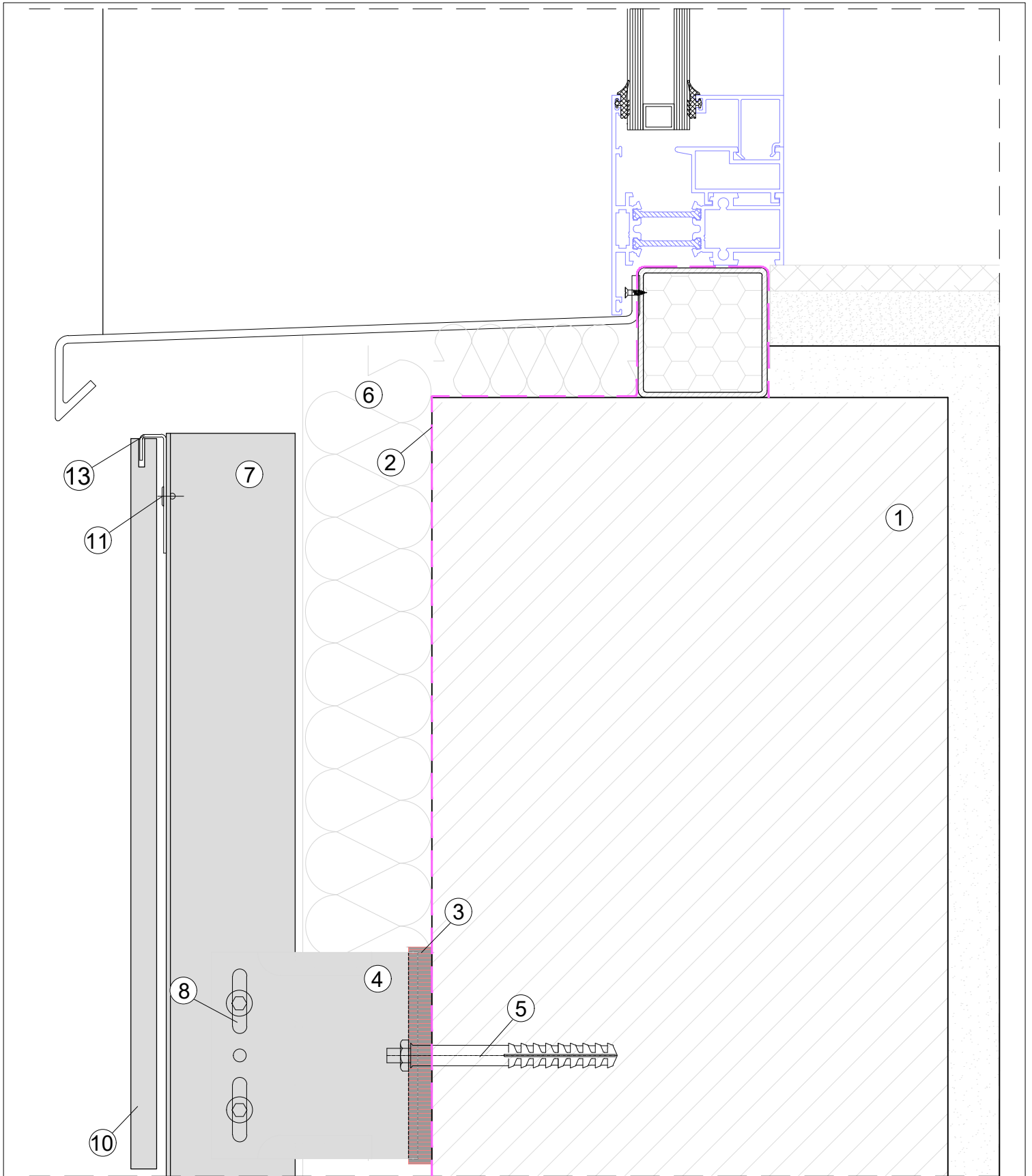
date:
Apr 2019

scale:
NTS

system no:
CMS-06 11

drawing no:
11

revision:
01



LEGEND

- 1.CONCRETE / BLOCK WORK 2.BREATHER MEMBRANE 3.THERMAL ISOLATOR 4.SUPPORT BRACKET 5.PRIMARY FIXING 6.THERMAL INSULATION
 7.T / L / CORNER PROFILE 8.SELF DRILL SCREW 9.EPDM 10.CLADDING (CERAMIC) 11.RIVET/SCREW 12.VENTILATION 13.CLIP (SIDE/QUARTET/TOP/BOTTOM)



www.cladmate.co.uk | technical@cladmate.co.uk

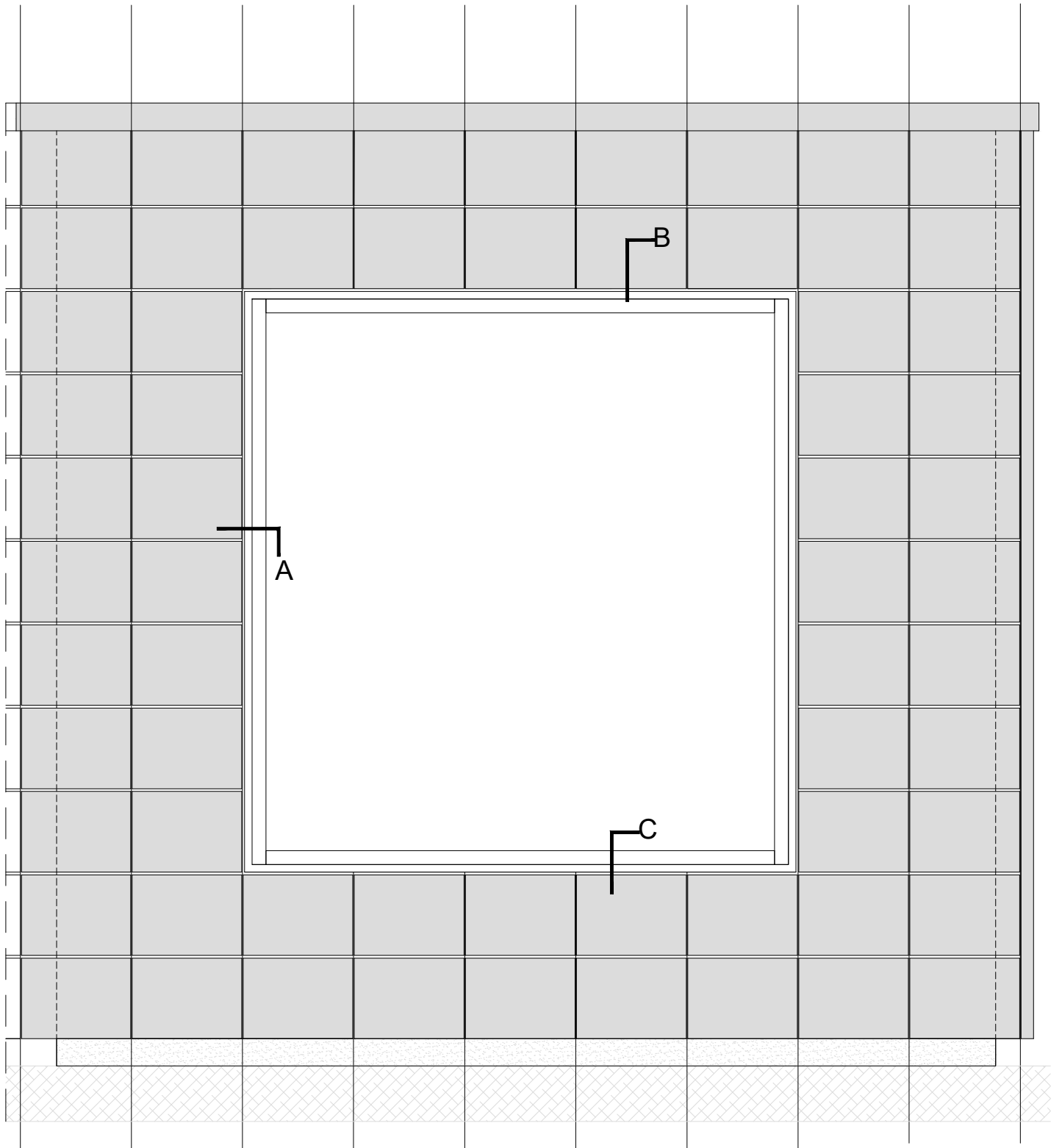
system title:
**SECRET FIX CLADDING
 SUPPORT SYSTEM**

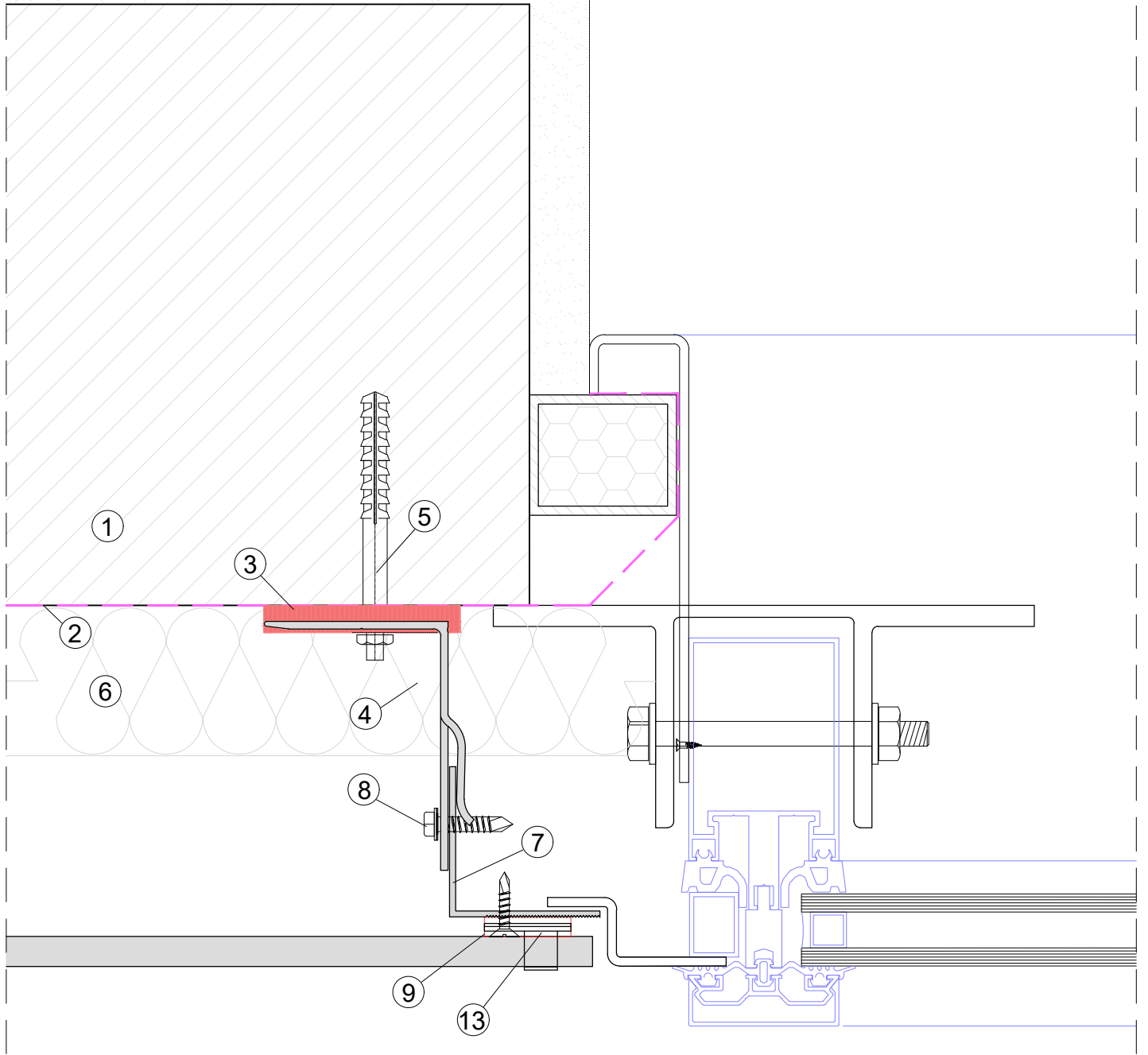
drawing title:
DETAIL 9

date:
Apr 2019

scale:
NTS

system no: CMS-06 drawing no: 12 revision: 01





LEGEND

- 1.CONCRETE / BLOCK WORK 2.BREATHER MEMBRANE 3.THERMAL ISOLATOR 4.SUPPORT BRACKET 5.PRIMARY FIXING 6.THERMAL INSULATION
 7.T / L / CORNER PROFILE 8.SELF DRILL SCREW 9.EPDM 10.CLADDING (CERAMIC) 11.RIVET/SCREW 12.VENTILATION 13.CLIP (SIDE/QUARTET/TOP/BOTTOM)



system title:
**SECRET FIX CLADDING
 SUPPORT SYSTEM**

drawing title:
DETAIL A

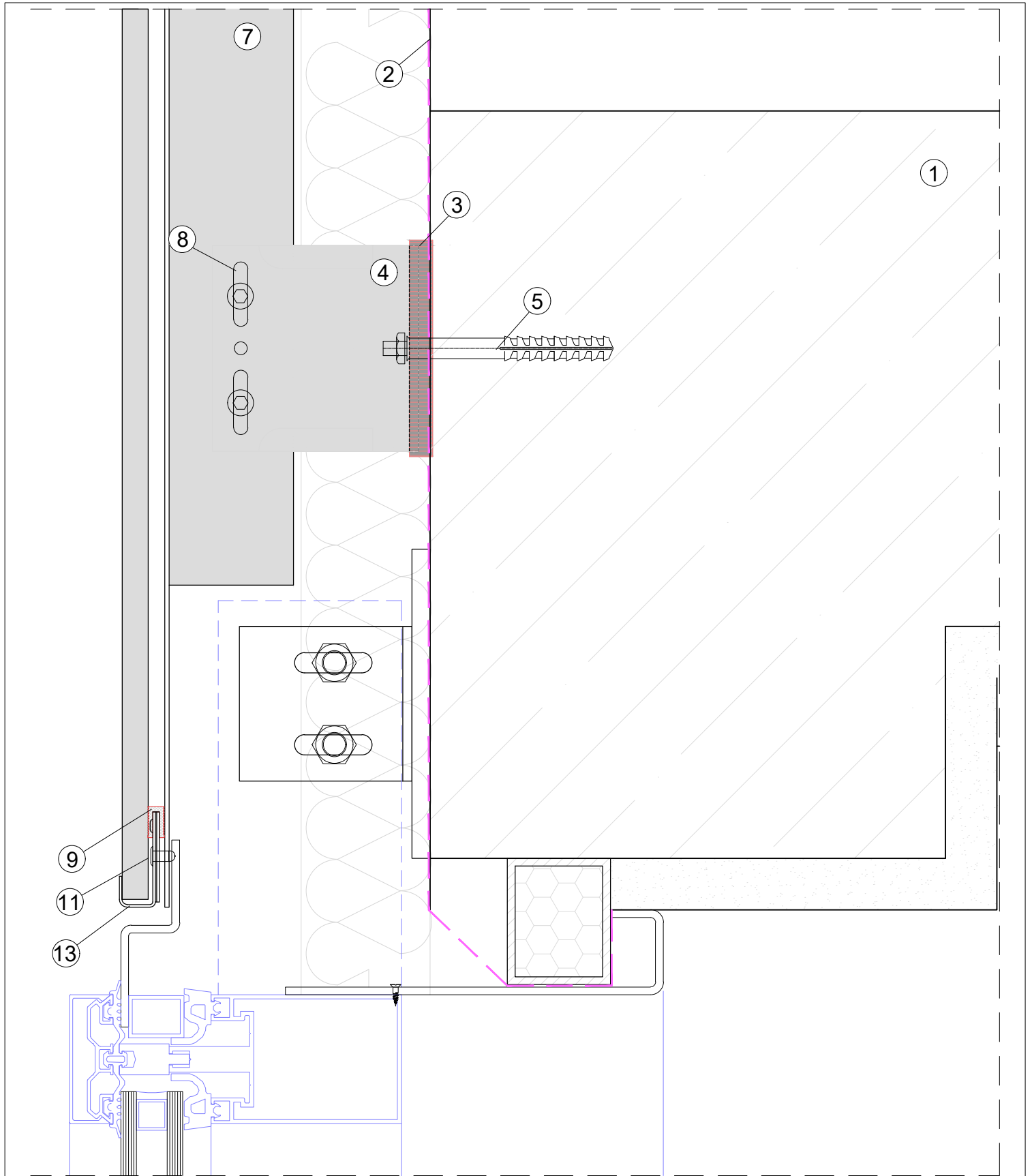
date:
Apr 2019

scale:
NTS

system no:
CMS-06 14

drawing no:
01

revision:
01



LEGEND
 1.CONCRETE / BLOCK WORK 2.BREATHER MEMBRANE 3.THERMAL ISOLATOR 4.SUPPORT BRACKET 5.PRIMARY FIXING 6.THERMAL INSULATION
 7.T / L / CORNER PROFILE 8.SELF DRILL SCREW 9.EPDM 10.CLADDING (CERAMIC) 11.RIVET/SCREW 12.VENTILATION 13.CLIP (SIDE/QUARTET/TOP/BOTTOM)

www.cladmater.co.uk | technical@cladmater.co.uk

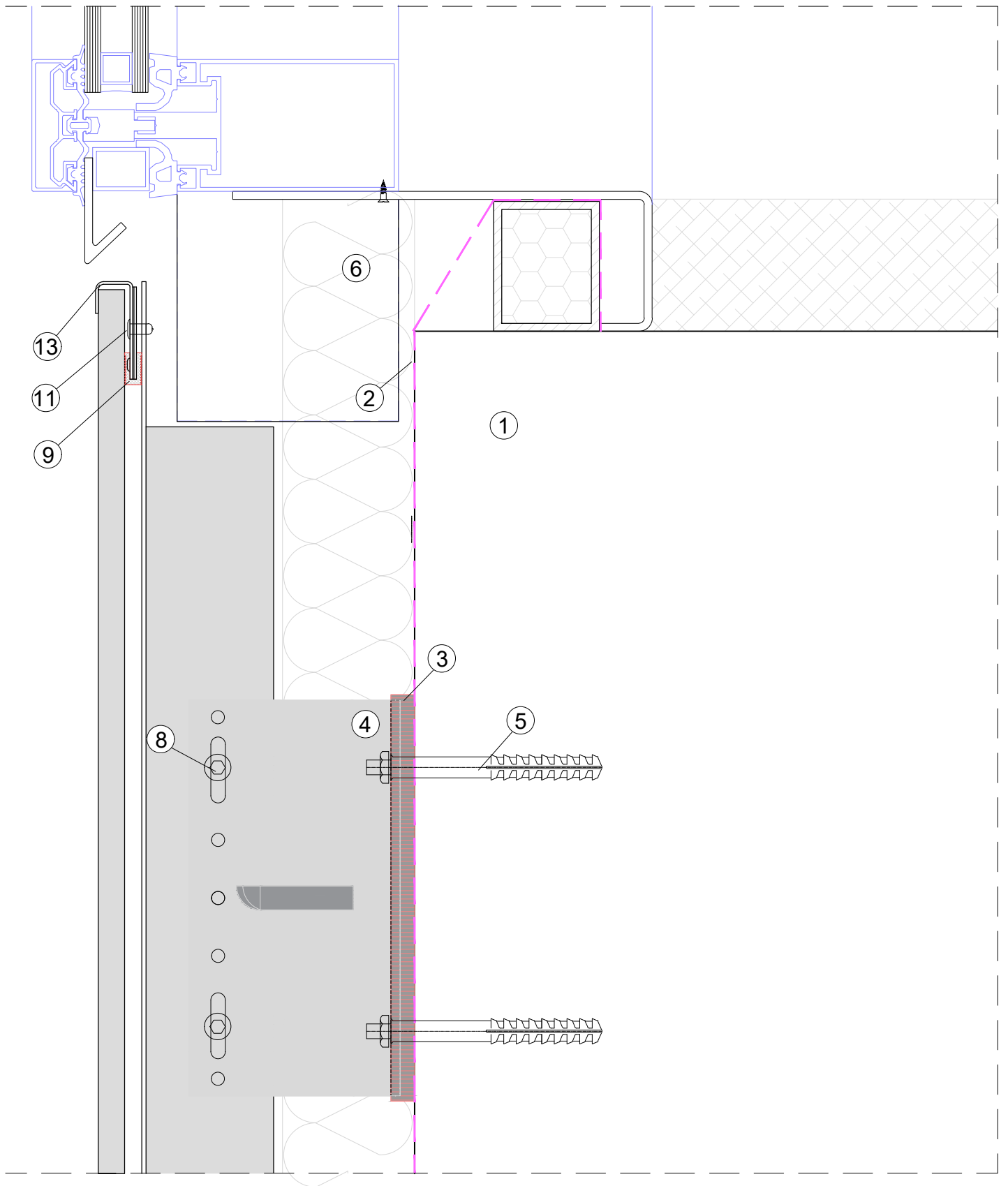
system title:
**SECRET FIX CLADDING
 SUPPORT SYSTEM**

drawing title:
DETAIL B

date:
Apr 2019

scale:
NTS

system no: **CMS-06** drawing no: **15** revision: **01**



LEGEND

1.CONCRETE / BLOCK WORK 2.BREATHER MEMBRANE 3.THERMAL ISOLATOR 4.SUPPORT BRACKET 5.PRIMARY FIXING 6.THERMAL INSULATION
 7.T / L / CORNER PROFILE 8.SELF DRILL SCREW 9.EPDM 10.CLADDING (CERAMIC) 11.RIVET/SCREW 12.VENTILATION 13.CLIP (SIDE/QUARTET/TOP/BOTTOM)



www.cladmate.co.uk | technical@cladmate.co.uk

system title:
**SECRET FIX CLADDING
 SUPPORT SYSTEM**

drawing title:
DETAIL C

date:
Apr 2019

scale:
NTS

system no: drawing no: revision:
CMS-06 16 01